




















Animal	Page	Xsmall* PK-753	Small* PK-753	Medium PK-754	Large PK-755	X-Large PK-756	How to use this chart:
	28	1.25	1.75	2.50	3.25	4.00	<ul style="list-style-type: none"> <li>Refer to your Cricut® Create-a-Critter book.</li> </ul>
	60	1.25	1.50	2.25	3.00	3.50	
	27	1.00	1.50	2.25	3.00	3.75	<ul style="list-style-type: none"> <li>Each Peachy Keen Critter Face (set A) stamp set will include a clear stamp of each image shown in the <b>Animal</b> column. *PK-753 contains an X-Small set as well as a Small size.</li> </ul>
	72	1.00	1.50	2.25	2.75	3.25	
	34	1.25	1.50	2.50	3.00	3.50	
	30	2.00	2.75	3.75	4.50	5.25	<ul style="list-style-type: none"> <li>The page number containing an example of a compatible Critter die cut is listed in the <b>Page</b> column.</li> </ul>
	71	1.50	1.75	2.50	3.25	4.00	
	35	1.00	1.50	2.25	3.00	3.75	<ul style="list-style-type: none"> <li>Find the corresponding column for your Peachy Keen Critter Face (set A) stamp set. Cut your Critter out at the size shown (in inches).</li> </ul>
	32	1.00	1.50	2.50	3.00	3.50	
	61	1.25	1.75	2.50	3.00	3.50	<ul style="list-style-type: none"> <li>If you own a Provo Craft Gypsy or Design Studio, hide the contour on the face of your Critter so the face doesn't cut out.</li> </ul>
	69	1.50	2.25	3.25	4.00	4.75	
	43	0.75	1.00	1.50	2.00	2.50	<ul style="list-style-type: none"> <li>If you are cutting your Critter out straight from the cartridge, cut the shadow of the Critter rather than the animal itself.</li> </ul>
	65	1.25	1.75	2.25	2.75	3.25	
	53	1.25	1.50	2.25	2.75	3.25	<p>This chart is only to serve as a "Getting Started" tool. There are DOZENS of different fits and looks you can create with these stamps! Be sure to browse the product galleries for more ideas and fun ways to use your Critter faces.</p>
	25	1.00	1.25	1.75	2.25	3.00	
	39	1.00	1.50	2.50	3.25	4.00	
	31	1.50	2.00	2.75	3.25	4.00	<p>disclaimer: Create-a-Critter cartridge is registered copyright of Provo Craft. Peachy Keen Stamps, Inc. is not affiliated with Provo Craft.</p>
	70	1.5	2	3	3.75	4.25	
	<p>The three last faces in this chart will work with various animals on the Create-a-Critter cartridge. They also work well with any paper doll die cuts. Please refer to the Doll Size chart on our website by going to: <a href="http://www.peachykeenstamps.com">www.peachykeenstamps.com</a> and clicking "Size Charts" in the top menu bar. All stamps in the listed sets were designed to coordinate with the Create-a-Critter Cricut® cartridge by Provo Craft.</p>						<p>All images are © Kathy Jakopovich 2010. Please do not duplicate, reproduce or claim any of the images in this chart as your own.</p>
